




Step 6. Give another blast of primer then check for any defects and clean-up where necessary. Trim off the excess plastic and attach to your model.



**Conclusion.**

I have been using this technique for a number of years now and consider that the time and effort required being well worth it, as the results are more than pleasing and creating another unique and realistic aspect to a scale model.